


TenaControls LLC

Milford, MA 01757 U.S.A.
www.TenaControls.com

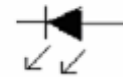
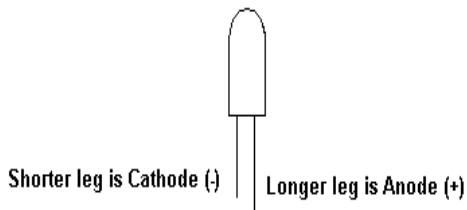
TenaControls Brings Models to Life



- WIRING DIAGRAM -

WIRING DIAGRAM FOR LANDING BAY BOARD, MODEL: LND BAY-B FOR THE ENTERPRISE 1701-A

See below pictorial of how to tell which side is the Anode and which is the Cathode on an LED:



Cathode Side (-)

Anode Side (+)

Refer to the wiring diagram shown on page 2 for all external connections to the Landing Bay board.

Connect the four pairs of LED's under the landing of model according to the below wiring diagram (see diagram on pg. 2).


Some of the LED's may need to be ground down to fit in the small space under the landing bay and the rear hull of the Enterprise OR you can use surface mount LED's. The easiest way to adhere LED 1 through LED 8 is by using a hot glue gun. It's easy to use, sets in seconds and if you make a mistake you can un-stick it and start again.

Next, run the wires to the Landing Bay board (see diagram on pg. 2).

Now, connect the 9 volt battery clip that will enable the Landing Bay board to start sequencing the four left side and four right side LED's (landing bay runway lights) (see diagram on pg. 2).

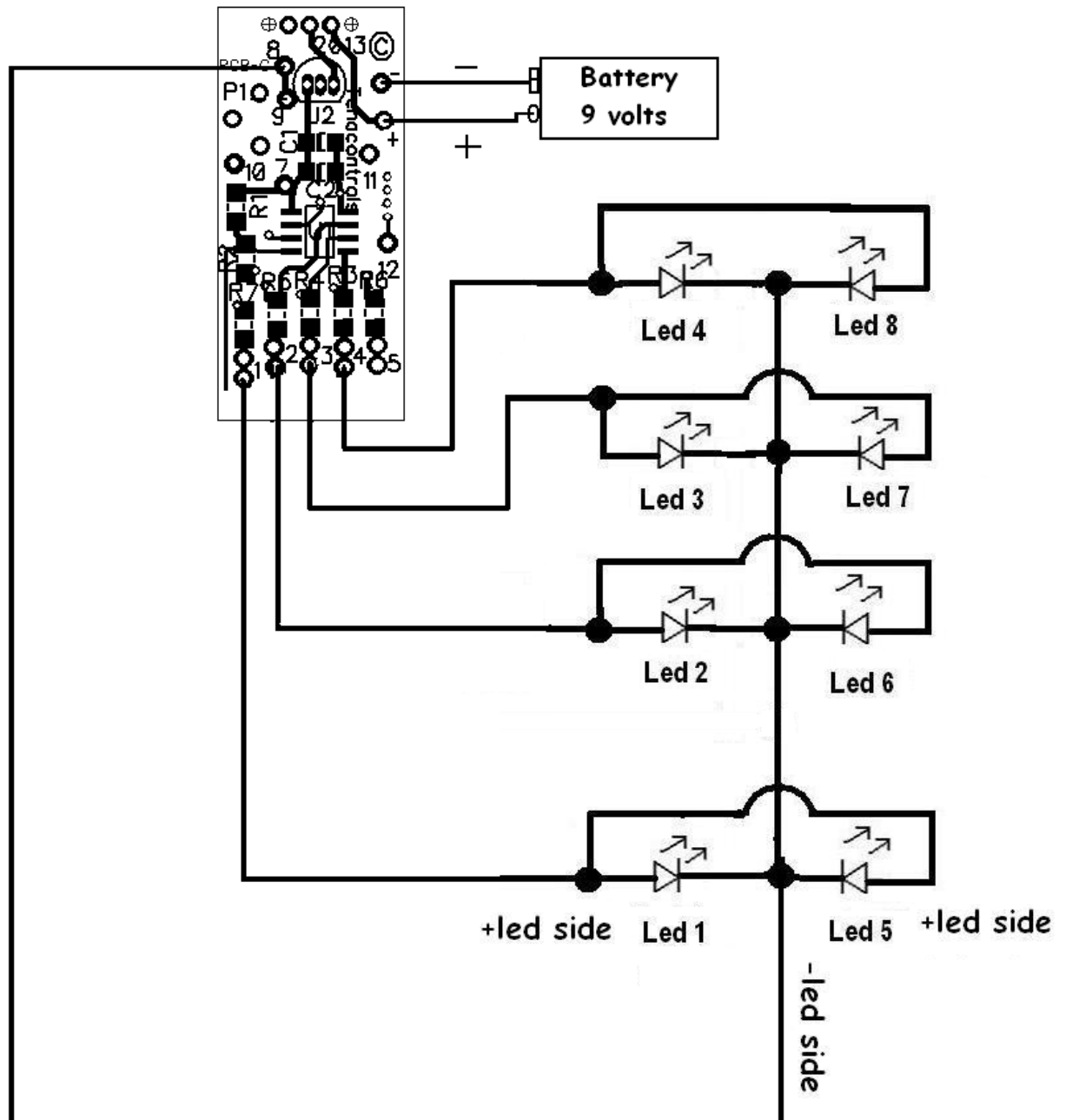
TenaControls LLC

Milford, MA 01757 U.S.A.
www.TenaControls.com



TenaControls Brings Models to Life


Will work on 12 volts DC



TenaControls LLC


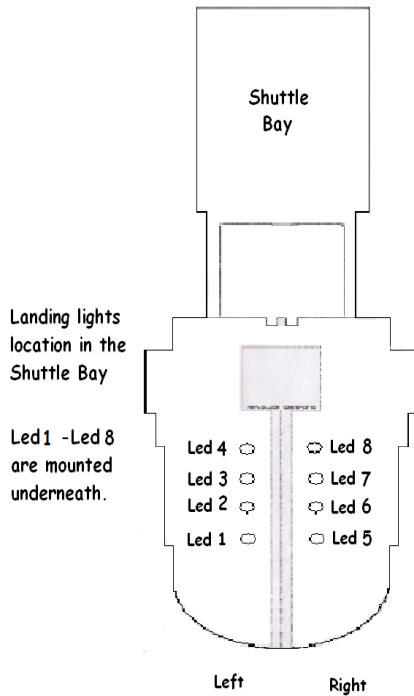
Milford, MA 01757 U.S.A.

www.TenaControls.com



TenaControls Brings Models to Life

Reference below images to assist in LED placement:




Warranty

TenaControls LLC

Milford, MA 01757 U.S.A.

www.TenaControls.com



TenaControls Brings Models to Life

TenaControls LLC warrants that the control boards sold meet TenaControls specifications and are adequately contained, packaged and labeled and conform to the promises and affirmations of fact made on the container and label. THE FOREGOING WARRANTIES ARE EXCLUSIVE, AND ARE IN LIEU OF ALL OTHER WARRANTIES (WHETHER WRITTEN, ORAL OR IMPLIED) INCLUDING WARRANTY OR MERCHANTABILITY IN OTHER RESPECTS THAN EXPRESSLY SET FORTH ABOVE AND WARRANTY OF FITNESS FOR A PARTICULAR PURPOSE.

In the event that there is a breach of express warranty by the manufacturer made in connection with the purchase of this product, if any, the sole remedy of any buyer shall be to return the product along with original sales receipt, at **buyer's expense** for repair (or replacement of the product if repair is impossible) to the manufacturer's facility in the Commonwealth of Massachusetts, located at 22 Hancock Street, Milford, MA 01757. Some states do not allow the exclusion or limitation of any incidental or consequential damages, so the above limitation may not apply to you. Nothing herein contained shall be construed to be a waiver by the manufacturer of any of the obligations imposed upon said buyer under the laws of the Commonwealth of Massachusetts except as herein specifically stated.

This warranty is enforceable only by the buyer of the product or a person in the buyer's immediate family. This warranty is enforceable for a period of **FIVE YEARS** from the date of purchase. Some states do not allow limitations on how long an implied warranty lasts, so the above warranty may not apply to you. This warranty gives you specific legal rights and you may also have other rights which vary from state to state.

Warranty Void if:

- A) Product is altered in any way.
- B) Used for other than its intended use.
- C) Buyer mishandling.